



First Spring Newsletter

Hi Folks,

So Spring arrived on the 1st of September, and then decided to leave again by the look of it! But that's ok, I've been up pinning blocks together or ironing Origami blocks with coffee in the mornings instead of walking! And the weather is also still akin to slow cooker casseroles and roasts, so they go on early in the day, leaving more time to sew in the late afternoon.

Anyway I hope you are having a great weekend. So here are a few new things at Chandler's Cottage this week.

New Pre Cut Packs

With all the new coordinates arriving, it was a great opportunity to put some yummy new packs together to help replenish your stash after a Winter of sewing or to pop one away for a present and save a few pennies at the same time.

Onyx Pack

This sultry, dare I say sexy bundle of six fat quarters feature metallic and frosted blacks and greys. It includes Robert Kaufman Fusions and Manchester fabrics, as well as Adelaide Collection, yum!

Team them up with just a plain black for a real classy muted look. Cut into strips of varying lengths and sew back together for a dinner party table runner. Need more? All these fabrics are also available by the metre, just let us know if you would like some.

[Onyx Bundle](#) \$33.



Champagne Pack

As the name suggests, this wonderful pack of six fat quarters features rich creamy tone on tone prints. Five have a gorgeous frosting to them, and I've added in a metallic gold Fusion print to add highlights. All from Robert Kaufman and Adelaide Collection, I would just love a quilt made of star blocks on a plain cream for a classy subtle twist on a classic!

[Champagne Bundle](#) \$33



Red Lover

Finally, FINALLY, I have been able to put together a lovely cheery pack of Red and Silver! These happy six fat quarters include brand new silver metallic prints from Robert Kaufman, and I've teamed them up with a Maywood Studio Shadowplay red and Kaufman Quilters Linen - yum! I've got a white Christmas tree, and I'm thinking Christmas decorations, big time!

[Red Lover Bundle](#) \$33



China Blue

I love China blue and good prints in this color story have been few and far between for quite a while. It contains Maywood Shadowplay, yummy fusions from Robert Kaufman and the stripe on top is mine! This is one of my new Hampton stripe prints ([0011 12](#)), and yes you're right, it does not go with Under the Australian Sun, but it does go with a new range I'm working on for next year! In the meantime though all the blue lovers can use it with whatever and for whatever they like!

[China Blue Bundle](#) \$33



Twisted Knitting Bag - Black and Purple

This new version of our Twisted Knitting Bag really makes a statement with a rich Quiltgate leaf print outlined in metallic gold, which has been teamed up with apple green and purple, then a rich Ombre orange lining to really get you noticed! The bag is finished off with metallic gold handles.

[Kit](#) - \$50

[Pattern](#) - \$12



I also recommend getting a 45cm pack of [Soft'n'Stable](#) from our Habby section if you want your bag to sit up nice and perky like mine. It's beautiful to work with and really gives you a professional finish.

Snap Spring Sale

Don't forget our Snap Spring Sale ends at midnight TONIGHT! Just type the word Spring into the search window to find all the Fabrics .

Under the Australian Sun Pre Order Special

And finally, don't forget to order your Under the Australian Sun prints before 15th September to save a heap. The first shipment arrives Tuesday, and we will be sending out all orders this week. This includes sending it out to all your local shops that have ordered the collection so no matter where you are, hopefully you will be able to see it in person very soon!

Oh, and finally our next Open Days are Friday 22nd and Saturday 23rd of September from 10 to 3. This will be a great month to visit as we will have all our new Oriental and Christmas fabrics on display which are arriving over the next two weeks, a warehouse sale, as in "an in person" version of the Snap Spring Sale, and also Under the Australian Sun projects can be seen with the fabrics and kits to buy for the first time.

Right, so where are all those new projects using the new range you ask? Well I'm off to the warehouse now to put the binding on one, and take some photos while Rob gets this newsletter out to you!

Cheers Dears, Leesa



Under the Australian Sun this Spring

Hi Everyone, do you get the title of this week's Newsletter?

Yes, finally we can reveal the new prints for the 2017 Collection of Under the Australian Sun on our Chandler's Cottage website.

Firstly congrats to Helen for Kendenup in WA, who was the first to find them before we even told you they were there!

You can join Helen in taking advantage of the early bird price before our first shipment arrives by speedy plane next week!

So to see all the new fabrics just go to the Under the Australian Sun icon on the homepage of the website or click [here \(UTAS\)](#).

Here's a few things on these prints I would like to share.

Floral (0013)

I have updated this popular all-over floral by taking out the cream Waratahs and adding in some Banksia Menzies. So now these two iconic large flowers are featured in the one print!


This is my new favourite in this design. I've popped the traditional colours on a light Ivory background making it perfect for Australian Christmas projects.



[0013 1 Floral - Red Ivory](#)

Flowering Gum (0012)

In this new version of our Aussie coordinate, I've added gumnuts, stems and leaves, so now it comes in tone on tone and multi coloured versions like this one, so you can pick and choose what works best for you. There are nine in total to perfectly match with all the color stories and feature prints



[0012 1 Flowering Gum - Red Multi](#)

Stripe (0014)

Ok, with this one I really had to sort out all my personal issues with the original design! Now all the stripes are the same width - yeah! And I have taken the Flannel flowers out and replaced them with an Australian Pea flower to give the design a more consistent look.



[0014 13 Stripe - Red Black](#)

Flannel Flowers (0015)

Don't Panic! Here they are, in their very own design, life sized and available in four softly marbled backgrounds. Use them all in their own project or mix and match with other prints. Perfect for dresses too I think!



[0015 1 Flannel - Flowers Red](#)

Gum Leaves (0016)

I've taken all my favourite elements from previous gum leaf designs in the range and combined them into one. They come in four different colours including this cool one on black.



[0016 16 Gum Leaves - Green Black](#)

Hampton Stripe (0011)


And finally I also have a new Hampton Stripe collection, and these little regal pinstripes highlighted with gold all go with Under the Australian Sun. Use for sashing, small blocks, binding and of course I'm madly rucking it at the moment!



[0011 1 Hampton Stripe - Red Green Ivory](#)



[0011 4 Hampton Stripe - Gold Cream Ivory](#)



[0011 7 Hampton Stripe - Black Gold Cream](#)




[0011 8 Hampton Stripe - Orange Green Cream](#)

So all this lot are now available on line, and at our early bird special of \$22/m instead of \$26, until the 15th September at midnight.

Yes, of course you can also call to place your order, ask questions, get us to put together combinations for you, whatever you like. There will be pre-cut packs coming, but I have to wait for the stock to arrive to make up sample bundles because we cut up all the production samples to start making quilts and bags... whoops! Anyway I'll be back next week with show and tell WIPS on these.

Ok, so if you can't decide which ones you want, you should really have them all. No really, you can have them all in our [Under the Australian Sun fabric club!](#)

Receive all 31 fabrics including 4 Hampton stripes over 12 months. Each month we will post out three fat quarters, or $\frac{1}{2}$ "m of one of the border stripes plus a fat quarter.



It's \$18/m including postage and if you join before the 15th December we will send you one of our new Flannel Flower mirrors for free! Payment is by credit card monthly and you can join anytime so maybe put a request in for Christmas with the family.

This newsletter would not be complete without thanking all my close family and team (Besties) for putting up with the roller coaster ride of 9 months from go to woe on this collection.

The fine balance between "don't fix it if it's not broken" and offering something freshened up and a little different was more challenging than a brand new range, especially when combined with becoming independent and printing ourselves. Thank you as well to all our Chandler's Cottage friends and customers who have given their encouragement and support, it's very humbling and means a lot. Thank You.

Right, enough of that, back to the sewing machine, have a great week, and I'll catch you next weekend. Warmest Wishes and Thanks, Leesa

P.S. Please don't forget we are sending out this collection to shops all over Australia as soon as it arrives, so please check with your local store and support them if they are getting it in!
xoX